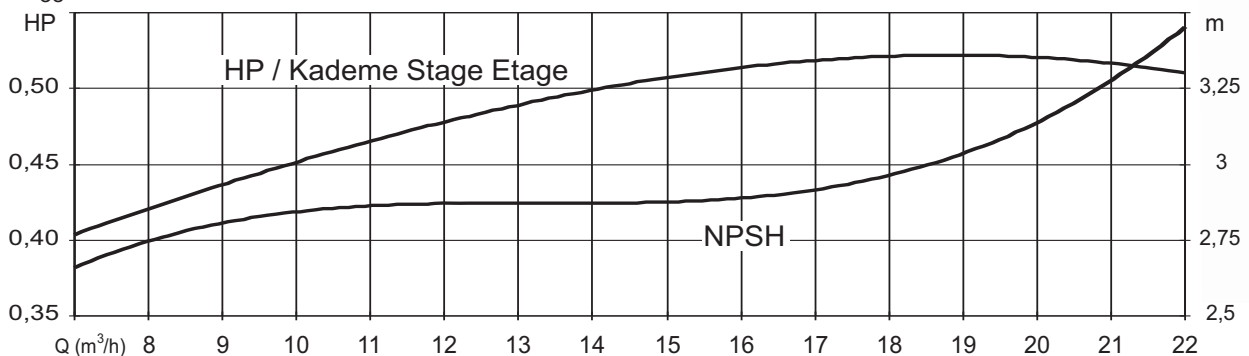
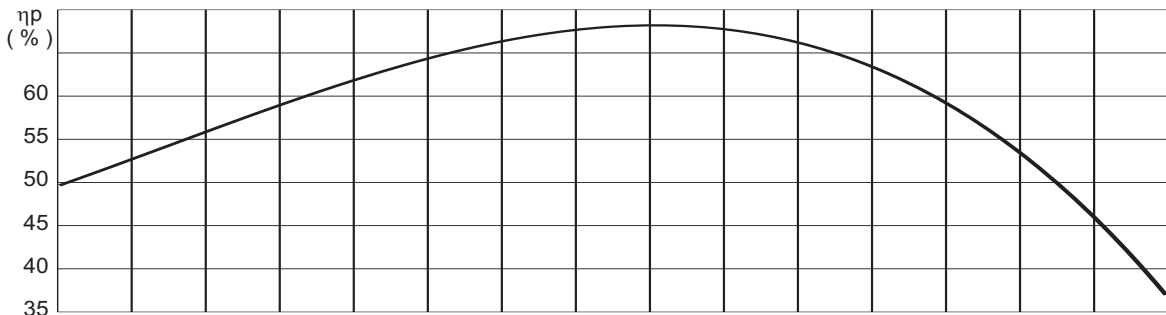
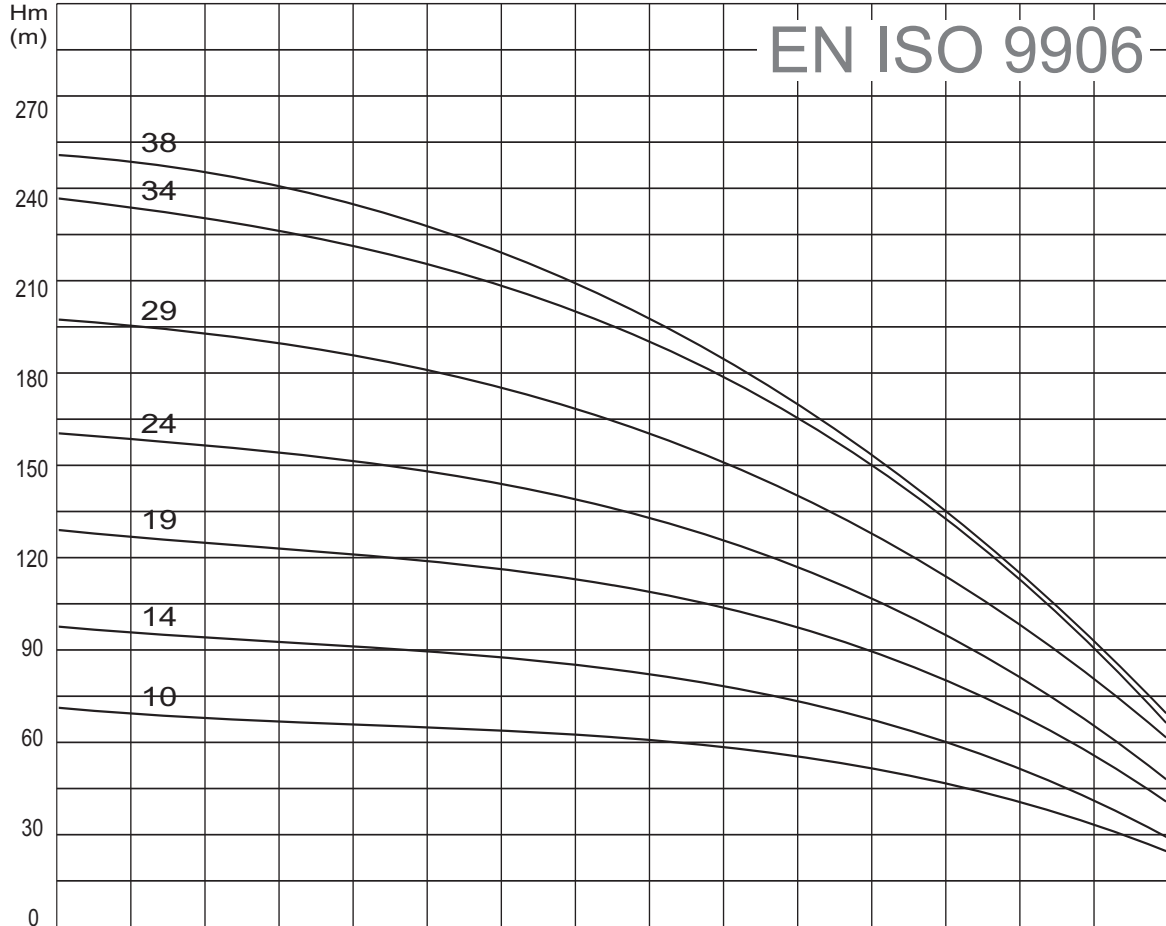


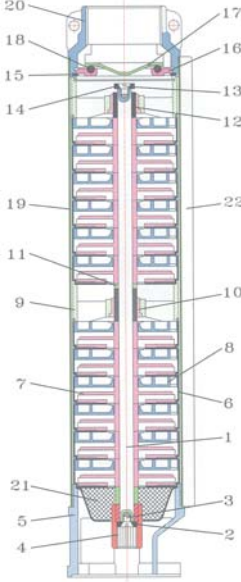
Dönüş Hızı Rotation Speed Vitesse de Rotation 2900 RPM / Tours/min	Dönüş Yönü / Rotation Saatin Tersi Yönünde Counterclockwise Sens Anti - Horaire	Klepe Çıkışı / Outlet / Sortie 2 1/2" İçten Pasolu 11 Diş 2 1/2" Inside Threaded 11 TPI 2 1/2" Fileté Interieur 11 TPI	Mil Ucu / Shaft End / Fin d'Arbre NEMA Standardına Uygun According to NEMA En Accord Norme NEMA	Mil Çapı Shaft Diameter Diamètre d'Arbre Hexagonal 15 mm	Tarih / Date 03 / 2009
					Rev. 0

Q (l/mn)	150	183	217	250	283	317	350
Q (l/s)	2,50	3,06	3,61	4,17	4,72	5,28	5,83



# RN 516 SERIES

## TEKNİK RESİMLER VE TABLOLAR TECHNICAL DRAWINGS AND CHARTS SCHEMAS ET DIAGRAMMES TECHNIQUES



MALZEME LİSTESİ			MATERIALS DESCRIPTION EN		DESCRIPTION MATERIAUX FR	
NO	PARÇA ADI	MALZEME	PART NAME	MATERIAL	NOM DE PIECE	MATERIEL
1	Mil	Paslanmaz çelik (AISI 304)	Shaft	Stainless steel (AISI 304)	Arbre	Acier inox (AISI 304)
2	Kaplin	Paslanmaz çelik (AISI 420)	Coupling	Stainless steel (AISI 420)	Accouplement	Acier inox (AISI 420)
3	Kaplin civatası	Paslanmaz çelik (AISI 304)	Coupling screw	Stainless steel (AISI 304)	Vis d'accouplement	Acier inox (AISI 304)
4	Burç	Paslanmaz çelik (AISI 304)	Bushing	Stainless steel (AISI 304)	Coussinet	Acier inox (AISI 304)
5	Emiş	Pk döküm (GG25)	Support	Cast Iron (GG25)	Support	Fonte (GG25)
6	Diffüzör kapağı	Noryl	Diffusor cover	Noryl	Corps du diffuseur	Noryl
7	Fan	Noryl	Impeller	Noryl	Roue	Noryl
8	Diffüzör	Noryl	Diffuser	Noryl	Diffuseur	Noryl
9	Denge yatak gövdesi	Plastik	Bearing housing	Resine	Coussinet	Resine
10	Denge yatağı	Plastik	Bearing	Resine	Coussinet	Resine
11	Mesafe ayar burcu	Noryl	Bushing	Noryl	Coussinet	Noryl
12	Denge burcu	Paslanmaz çelik (AISI 420)	Bushing	Stainless steel (AISI 420)	Coussinet	Acier inox (AISI 420)
13	Rondela	Paslanmaz çelik (AISI 304)	Washer	Stainless steel (AISI 304)	Rondelle	Acier inox (AISI 304)
14	Civata	Paslanmaz çelik (AISI 304)	Screw	Stainless steel (AISI 304)	Vis	Acier inox (AISI 304)
15	Segman	Paslanmaz çelik (AISI 304)	Retainer	Stainless steel (AISI 304)	Segment	Acier inox (AISI 304)
16	Sübab yatağı	Paslanmaz çelik (AISI 304)	Valve housing	Stainless steel (AISI 304)	Lagem. Clapet	Acier inox (AISI 304)
17	Klepe sübabı	Paslanmaz çelik (AISI 304)	Valve	Stainless steel (AISI 304)	Soupape de clapet	Acier inox (AISI 304)
18	Oring	Kauçuk	Oring	Rubber	Bague OR	Caoutchouc
19	Boru gövde	Paslanmaz çelik (AISI 304)	Housing	Stainless steel (AISI 304)	Corps	Acier inox (AISI 304)
20	Klepe 2 1/2" çıkışlı 11 diş	Pk döküm (GG25)	Valve body 2 1/2" 11 TPI	Cast Iron (GG25)	Corps du clapet 2 1/2" sortie 11 TPI	Fonte (GG25)
21	Süzgeç	Paslanmaz çelik (AISI 304)	Strainer	Stainless steel (AISI 304)	Crépine d'aspirant	Acier inox (AISI 304)
22	Kablo muhafaza	Plastik	Cable guard	Resine	Gaine de câble	Resine

OPSİYONLAR	OPTIONS	LES OPTIONS
Pompa grubu : Soğutma kılıfı	Motor-pump : Cooling shroud	Moteur & Pompe: Chemise de refroidissement



POMPA TIPI PUMP TYPE TYPE DE POMPE	MOTOR MOTEUR		ÖLÇÜLER / DIMENSIONS ( mm )						AĞIRLIK / WEIGHT / POIDS ( kg )		
	HP	kW	L	E	B	Ø = C	Ø = D	Ø MAX	MOTOR MOTEUR	POMPA PUMP POMPE	TOPLAM TOTAL
RN 516 / 10	5,5	4	1327	572	755	123	2 1/2"	125	28	9,68	37,7
RN 516 / 14	7,5	5,5	1507	572	935	123	2 1/2"	125	28,0	12	40,0
RN 516 / 19	10	7,5	1758	597	1161	123	2 1/2"	125	31,0	14	45,0
RN 516 / 24	12,5	9,2	2069	634	1435	123	2 1/2"	125	34,0	17,5	51,5
RN 516 / 29	15	11	2331	671	1660	123	2 1/2"	125	37,0	19,5	56,5
RN 516 / 34	17,5	12,7	2602	722	1880	123	2 1/2"	125	41,0	22	63,0
RN 516 / 38	20	15	2880	765	2115	123	2 1/2"	125	46,5	25	71,5

POMPA TIPI PUMP TYPE TYPE DE POMPE	MOTOR MOTEUR		m <sup>3</sup> /h	Başma Yüksekliği (m) Head In Meters Hauteur Manométrique Totale En Metres																		
	HP	kW		0	7,0	8,0	9,0	9,6	10,1	10,8	12,0	13,0	13,2	14,0	14,4	15,6	16,0	16,8	17,0	18,0	19,0	20,0
RN 516 / 10	5,5	4	79	71	70	68	67	67	65	64	63	63	62	62	62	60	57	56	51	45	38	26
RN 516 / 14	7,5	5,5	109	98	96	94	93	91	90	88	87	87	87	87	82	79	75	73	66	58	49	31
RN 516 / 19	10	7,5	146	129	127	125	123	122	120	117	115	115	116	115	108	103	99	96	89	80	66	42
RN 516 / 24	12,5	9,2	184	163	158	155	155	152	150	145	145	145	143	141	131	126	119	115	103	92	80	50
RN 516 / 29	15	11	226	200	196	191	188	185	182	179	179	179	172	169	157	151	143	139	124	110	95	65
RN 516 / 34	17,5	12,7	269	239	235	229	225	222	218	212	210	210	203	203	187	179	170	165	147	127	107	71
RN 516 / 38	20	15	290	255	252	239	237	234	231	230	226	226	213	209	190	187	168	163	153	137	113	73

IMPO ürünleri üzerinde değişiklik yapma hakkına sahiptir  
IMPO reserves the right to modify products without a prior notice  
IMPO se réserve le droit de modifier des produits sans avis préalable