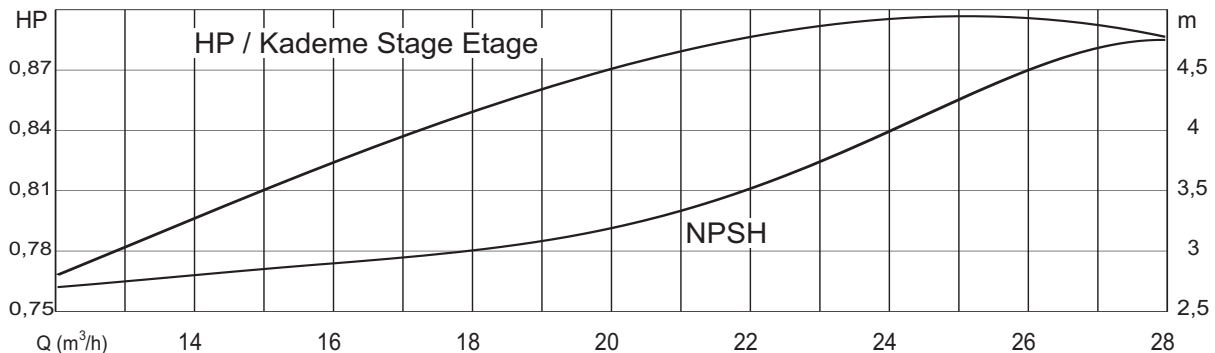
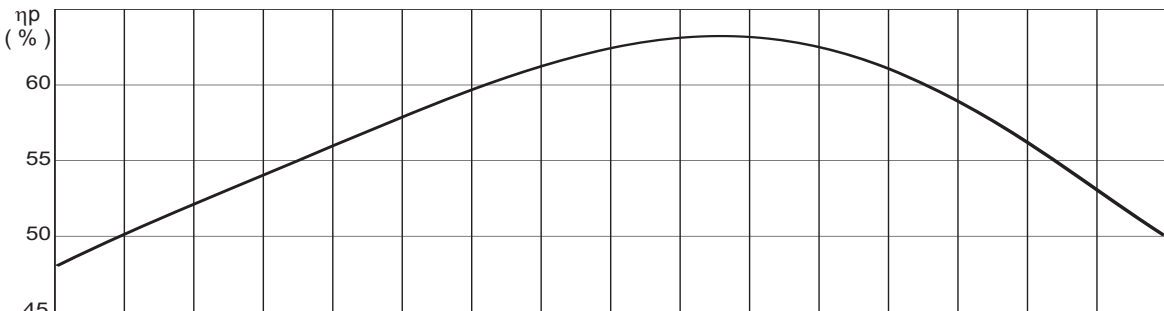
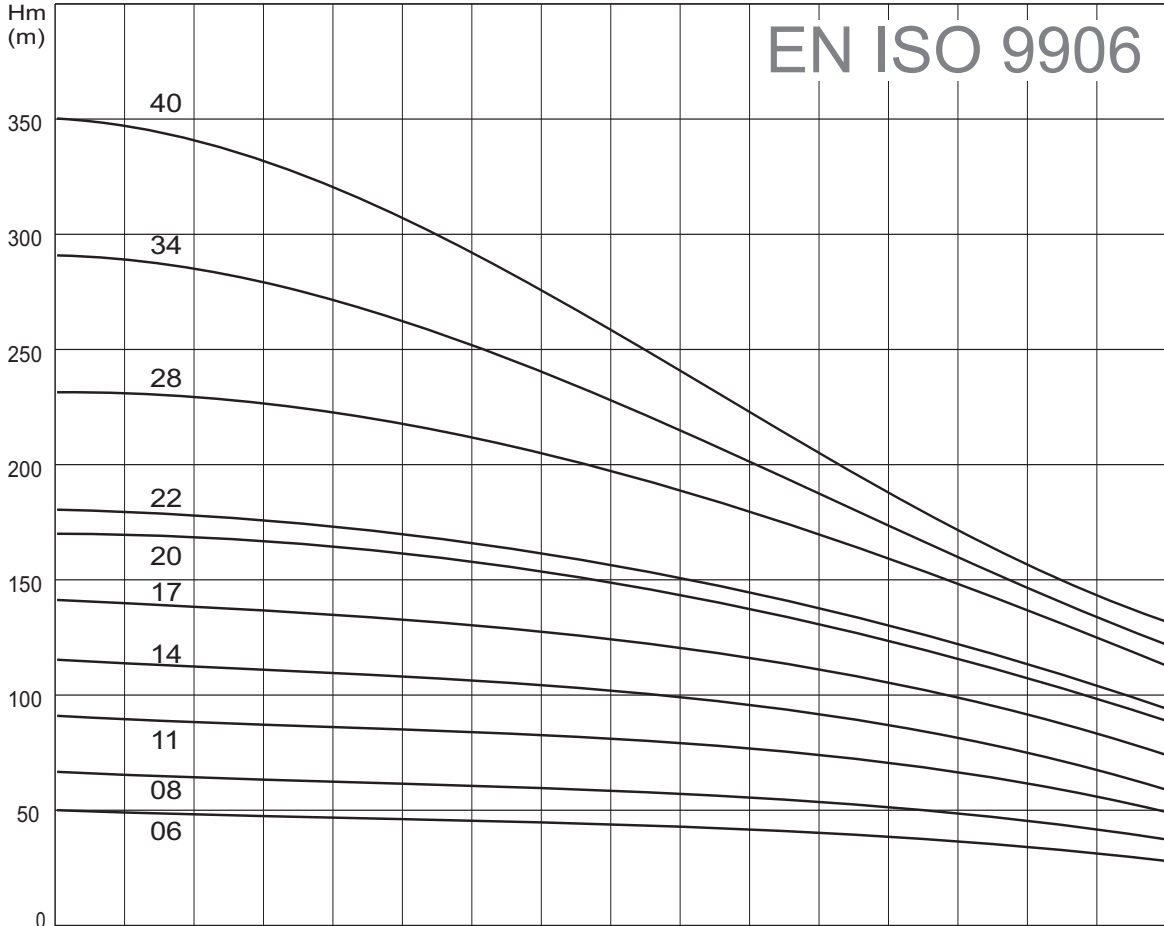


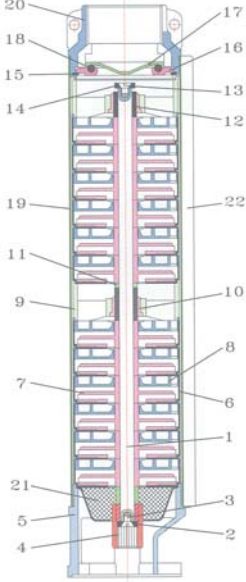
Dönüş Hızı Rotation Speed Vitesse de Rotation 2900 RPM / Tours/min	Dönüş Yönü / Rotation Saatin Tersi Yönünde Counterclockwise Sens Anti - Horaire	Klepe Çıkışı / Outlet / Sortie 2 1/2" İçten Pasolu 11 Diş 2 1/2" Inside Threaded 11 TPI 2 1/2" Fileté Interieur 11 TPI	Mil Ucu / Shaft End / Fin d'Arbre NEMA Standardına Uygun According to NEMA En Accord Norme NEMA	Mil Çapı Shaft Diameter Diamètre d'Arbre Hexagonal 17 mm	Tarih / Date 03 / 2009
					Rev. 0

Q (l/mn)	233	267	300	333	367	400	433	467
Q (l/s)	3,9	4,4	5,0	5,6	6,1	6,7	7,2	7,8



RN 625 SERIES

TEKNİK RESİMLER VE TABLOLAR TECHNICAL DRAWINGS AND CHARTS SCHEMAS ET DIAGRAMMES TECHNIQUES



MALZEME LİSTESİ		MATERIALS DESCRIPTION EN		DESCRIPTION MATERIAUX FR		
NO	PARÇA ADI	MALZEME	PART NAME	MATERIAL	NOM DE PIECE	MATERIEL
1	Mil	Paslanmaz çelik (AISI 304)	Shaft	Stainless steel (AISI 304)	Arbre	Acier inox (AISI 304)
2	Kaplin	Paslanmaz çelik (AISI 420)	Coupling	Stainless steel (AISI 420)	Accouplement	Acier inox (AISI 420)
3	Kaplin civatası	Paslanmaz çelik (AISI 304)	Coupling screw	Stainless steel (AISI 304)	Vis d'accouplement	Acier inox (AISI 304)
4	Burç	Paslanmaz çelik (AISI 304)	Bushing	Stainless steel (AISI 304)	Coussinet	Acier inox (AISI 304)
5	Emiş	Pk döküm (GG25)	Support	Cast Iron (GG25)	Support	Fonte (GG25)
6	Diffüzör kapağı	Noryl	Diffusor cover	Noryl	Corps du diffuseur	Noryl
7	Fan	Noryl	Impeller	Noryl	Roue	Noryl
8	Diffüzör	Noryl	Diffuser	Noryl	Diffuseur	Noryl
9	Denge yatak gövdesi	Plastik	Bearing housing	Resine	Coussinet	Resine
10	Denge yatağı	Plastik	Bearing	Resine	Coussinet	Resine
11	Mesafe ayar burcu	Noryl	Bushing	Noryl	Coussinet	Noryl
12	Denge burcu	Paslanmaz çelik (AISI 420)	Bushing	Stainless steel (AISI 420)	Coussinet	Acier inox (AISI 420)
13	Rondela	Paslanmaz çelik (AISI 304)	Washer	Stainless steel (AISI 304)	Rondelle	Acier inox (AISI 304)
14	Civata	Paslanmaz çelik (AISI 304)	Screw	Stainless steel (AISI 304)	Vis	Acier inox (AISI 304)
15	Segman	Paslanmaz çelik (AISI 304)	Retainer	Stainless steel (AISI 304)	Segment	Acier inox (AISI 304)
16	Sübab yatağı	Paslanmaz çelik (AISI 304)	Valve housing	Stainless steel (AISI 304)	Lagem. Clapet	Acier inox (AISI 304)
17	Klepe sübabı	Paslanmaz çelik (AISI 304)	Valve	Stainless steel (AISI 304)	Soupape de clapet	Acier inox (AISI 304)
18	Oring	Kauçuk	Oring	Rubber	Bague OR	Caoutchouc
19	Boru gövde	Paslanmaz çelik (AISI 304)	Housing	Stainless steel (AISI 304)	Corps	Acier inox (AISI 304)
20	Klepe 2 1/2" çıkışlı 11 diş	Pk döküm (GG25)	Valve body 2 1/2" 11 TPI	Cast Iron (GG25)	Corps du clapet 2 1/2" sortie 11 TPI	Fonte (GG25)
21	Süzgeç	Paslanmaz çelik (AISI 304)	Strainer	Stainless steel (AISI 304)	Crépine d'aspirant	Acier inox (AISI 304)
22	Kablo muhafaza	Plastik	Cable guard	Resine	Gaine de câble	Resine

OPSİYONLAR
Pompa grubu : Soğutma kılıfı

OPTIONS
Motor-pump : Cooling shroud

LES OPTIONS
Moteur & Pompe: Chemise de refroidissement



POMPA TİPİ PUMP TYPE TYPE DE POMPE	MOTOR MOTEUR		ÖLÇÜLER / DIMENSIONS (mm)					AĞIRLIK / WEIGHT / POIDS (kg)		
	HP	kW	L	E	B	Ø _{max} = C	Ø = D	MOTOR MOTEUR	POMPA PUMP POMPE	TOPLAM TOTAL
RN 625 / 06	5,5	4	1243	618	625	145	2 1/2"	45	11	56
RN 625 / 08	7,5	5,5	1375	650	725	145	2 1/2"	50	13	63
RN 625 / 11	10	7,5	1565	690	875	145	2 1/2"	55	15	70
RN 625 / 14	12,5	9,2	1755	730	1025	145	2 1/2"	60	17	77
RN 625 / 17	15	11	1955	780	1175	145	2 1/2"	65	19	84
RN 625 / 20	17,5	12,7	2210	820	1390	145	2 1/2"	70	22,5	92,5
RN 625 / 22	20	15	2370	880	1490	145	2 1/2"	77	24	101
RN 625 / 28	25	18,5	2720	980	1740	145	2 1/2"	88	28,7	116,7
RN 625 / 34	30	22	3230	1030	2200	145	2 1/2"	93	33,2	126,2
RN 625 / 40	40	30	4500	2050	2450	145	2 1/2"	112	37	20



POMPA TİPİ PUMP TYPE TYPE DE POMPE	MOTOR MOTEUR		m ³ /h l/sn	0,0	12,0	14,0	16,0	18,0	20,0	22,0	23,0	24,0	25,0	26,0	28,0
	HP	kW		0,00	3,33	3,89	4,44	5,00	5,56	6,11	6,39	6,67	6,94	7,22	7,78
RN 625 / 06	5,5	4	Basma Yüksekliği (m) Head In Meters Hauteur Manométrique Totale En Metres	58	50	48	47	45	44	43	41	38	35	34	29
RN 625 / 08	7,5	5,5		77	67	64	62	60	59	57	54	51	47	45	38
RN 625 / 11	10	7,5		108	91	89	85	83	82	78	75	70	65	61	50
RN 625 / 14	12,5	9,2		135	116	112	108	106	104	97	92	86	80	74	60
RN 625 / 17	15	11		164	142	138	133	130	127	117	111	105	97	91	75
RN 625 / 20	17,5	12,7		197	171	167	163	160	150	137	130	123	115	108	89
RN 625 / 22	20	15		212	182	176	171	167	160	145	137	129	120	114	95
RN 625 / 28	25	18,5		272	234	226	219	215	201	180	170	158	146	135	115
RN 625 / 34	30	22		340	290	285	276	249	226	199	191	173	161	147	121
RN 625 / 40	40	30		408	346	344	333	283	251	218	212	188	176	159	128

IMPO ürünleri üzerinde değişiklik yapma hakkına sahiptir
IMPO reserves the right to modify products without a prior notice
IMPO se réserve le droit de modifier des produits sans avis préalable